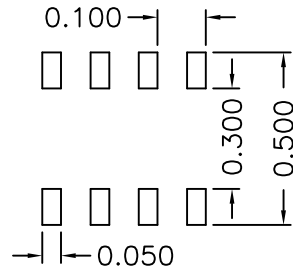
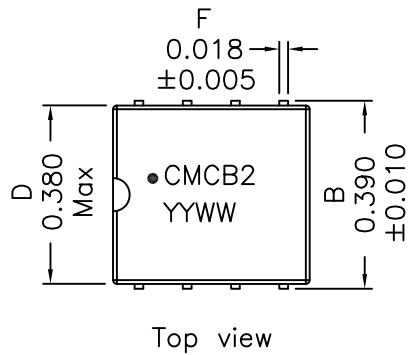
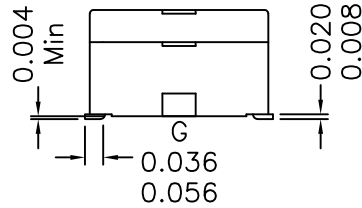
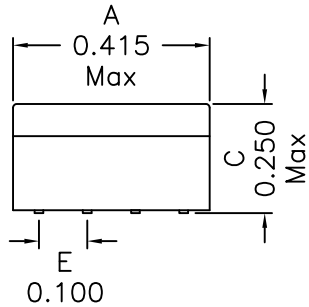
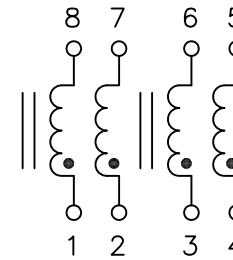


1. Mechanical Dimensions:



SUGGESTED FOOTPRINT

2. Schematic:



3. Electrical Specifications @25°C

Rated Voltage: 50Vdc

Rated Current: 1.5Aac

DC Res.: 0.10 Ohms Max each wdg.

Impedance: 800 Ohms Typ @100MHz

Q: 5 Min @10KHz, 50mV

Isolation resistance: 100 MOhms Min

Isolation: 200Vrms

Notes:

1. Solderability: Leads shall meet MIL-STD-202G, Method 208H for solderability.
2. Flammability: UL94V-0
3. ASTM oxygen index: > 28%
4. Insulation System: Class F 155°C. UL file E151556
5. Operating Temperature Range: All listed parameters are to be within tolerance from -40°C to +85°C
6. Storage Temperature Range: -55°C to +125°C
7. Aqueous wash compatible
8. SMD Lead Coplanarity: ±0.004*(0.102mm)
9. Electrical and mechanical specifications 100% tested
10. RoHS Compliant Component

DOC. REV: A/2

XFMRs Inc www.XFMRS.com	Title: Common Mode Choke		
	UNLESS OTHERWISE SPECIFIED TOLERANCES: .xxx ±0.010 Dimensions in Inch	P/N: XFPOECMCB2	REV. A
SHEET 1 OF 1	DWN.	Yuan	Apr-03-15
	CHK.	YK Liao	Apr-03-15
	APP.	DDC	DDC